



**EvolvePlus Pty Ltd**

---

# **VuFind Manager Reference Open Source Edition**

**Version Date: 16 May 2012**

**© 2012 EvolvePlus Pty Ltd**

*This publication is provided "as is" without warranty of any kind, either express or implied. The names of actual companies and products mentioned herein may be the trademarks of their respective owners. We reserve the right to revise and make changes to the content of this document from time to time without notice.*

## Table of Contents

Overview .....	3
VuFind Manager Requirements for Windows Server.....	4
Default Installation Folder for Requirements / Pre-requisites .....	4
EvolvePlus VuFind Manager Licence .....	4
VuFind Manager Installation.....	5
Install Software .....	5
Configure VuFind Manager .....	5
Create Virtual Directory in Apache HTTP Module .....	6
Edit the Apache configuration file.....	6
Create/Edit the Authentication configuration file .....	6
Start VuFind Manager .....	7
Development References .....	9
Application Version Revision Log .....	9
Feature 'To Do' List.....	9
Function (Page) Details .....	9

## Document Revisions

Name	Date	Reason for Change
Trevor Dykstra	1 May 2012	Initial document build
Trevor Dykstra	2 May 2012	Version 1.0.3 (change <i>index</i> menu to <i>home</i> ) - works with VuFind 1.3 Added section <i>Function (Page) Details</i>
Trevor Dykstra	16 May 2012	Publish document for general release

## Disclaimer

*VuFind Manager is provided "as is" without support or warranty of any kind, either expressed or implied, including, but not limited to, the implied warranties of merchantability and fitness for a particular purpose. Refer to license.htm contained within the VuFind installation/download for the complete list of terms and conditions relating to the VuFind Manager License.*

## Overview

Key features of the VuFind Discovery Layer are the integrated social features for Patrons to interact with the library catalogue. Some of these social features include:

- Patrons add *tags* to Bibliographic records (*folksonomy* of descriptors or subject headings)
- Patrons add *comments* to Bibliographic records (incorporating patron reviews and notes)

These *tags* and *comments* then become visible to the entire community using the VuFind Discovery Layer.

The **VuFind Manager** application developed by EvolvePlus is a Library Administration add-on for VuFind. It is an essential tool to assist authorised staff to review patron comments and tags, and can be used to locate and remove offensive tags or comments from the VuFind database. It also enables authorised library staff to troubleshoot the VuFind account logins and the corresponding patron credentials from the source ILS.

---

### Notes:

1. Our production/development environment is based on the Windows 2008 Server platform so we have not tested if VuFind Manager works with Linux or MacOS platforms (although it is written with PHP so it theoretically it should run on non-Windows platforms).
2. We have not tested it on large databases so we are unsure of how it performs with large numbers of comments and tags.
3. The application functionality is based on the architecture that we found by analysing the VuFind data schema

## VuFind Manager Requirements for Windows Server

The EvolvePlus VuFind Manager is an add-on application for the VuFind Discovery Layer.

VuFind v1.3 is required to be installed and configured prior to the installation of the VuFind Manager.

The VuFind Manager shares many of the components used by VuFind including:

- Apache HTTP Server 2.2 or later (2.2.17 or later recommended)
- PHP 5.2.x
- MySQL 5.1 or later
- Java Development Kit 6

The following installation packages have been tested by EvolvePlus for the installation of the VuFind Manager:

Description	Package
Apache HTTP Server 2.2.19 no SSL	apache-httpd-2.2.19-win32-x86-no_ssl.msi
PHP 5.2.17 -VC6 Thread Safe Mode	php-5.2.17-Win32-VC6-x86.msi
MySQL 5.5.13 Community Edition 32 Bit	mysql-5.5.13-win32.msi

### Default Installation Folder for Requirements / Pre-requisites

The default installation folder for the VuFind Manager application and the Pre-requisites is usually within the **c:\WebServer** root.

This is to overcome problems with default Windows Security when installing programs to the *c:\Program Files\* folder and unable to easily update any configuration files.

VuFind Manager Installation Path	Comment
C:\WebServer\VufindManager	<i>EvolvePlus VuFind Manager application</i>

### EvolvePlus VuFind Manager Licence

The VuFind Manager application is copyright © 2012 EvolvePlus Pty Ltd.

#### Open Source License (Open Source Editon)

The VuFind Manager application is offered for free under Open Source license terms as specified in the public GPLv3 license. The open source license is provided with:

- Full source code
- No support

#### Optional Commercial Subscription License

A separate Commercial Subscription license is available as an option from EvolvePlus Pty Ltd which is provided with:

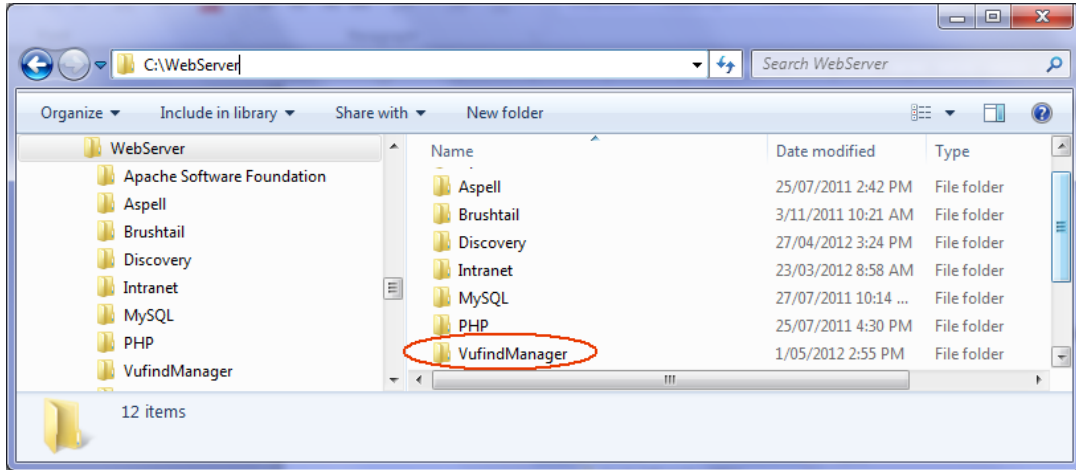
- Free upgrades
- Support Service via Telephone, Email or Support Portal

For more information on the optional Commercial Subscription license contact EvolvePlus Pty Ltd.

# VuFind Manager Installation

## Install Software

Install (unzip) the EvolvePlus VuFind Manager to the C:\WebServer\VufindManager folder on the server.



## Configure VuFind Manager

Modify the required MySQL database settings for VuFind Manager to connect to the VuFind database

The configuration file is: C:\WebServer\VufindManager\phpgen\_settings.php

The settings to configure:

```
'server' => 'localhost',  
'port' => '3306',  
'username' => 'vufind',  
'password' => 'vufind',  
'database' => 'vufind'
```

## Create Virtual Directory in Apache HTTP Module

### Edit the Apache configuration file

{path}\Apache Software Foundation\Apache2.2\conf\httpd.conf  
 where {path} is the root folder where Apache HTTP is installed

Create the following virtual directory settings for the VuFind Manager application at the end of the file:

```
# VufindManager Settings
Alias /vufindmanager c:\webserver\vufindmanager
<Directory "c:\webserver\vufindmanager">
  Options Indexes FollowSymLinks
  AllowOverride None
  Order allow,deny
  Allow from all
# Authentication to access module
AuthUserFile c:\webserver\vufindmanager\.htpasswd
AuthName "VuFind Manager Login"
AuthType Basic
require valid-user
</Directory>
```

**Note:** the above settings are NOT the finalised settings - this need to be reviewed to ensure all configuration files especially those containing MySQL database connection settings remain inaccessible to all users.

### Create/Edit the Authentication configuration file

C:\WebServer\VufindManager\.htaccess

Each login is created on a separate line in the format of <username>:<password>  
 For example:

```
admin:admin
sysadmin:yehdt$%fsga6372
```

This authentication configuration file contains the logins and password that can be used to access the VuFind Manager application.

It is **important** that you change the default logins and passwords supplied in the sample file (default is admin/admin).

*If your VuFind system takes sensitive information as input (for example, if you want to protect passwords from being sent in plain text), you may want to consider putting it behind SSL so that communications are encrypted. SSL configuration is beyond the scope of this document, but a lot of helpful resources exist on the web.*

## Start VuFind Manager

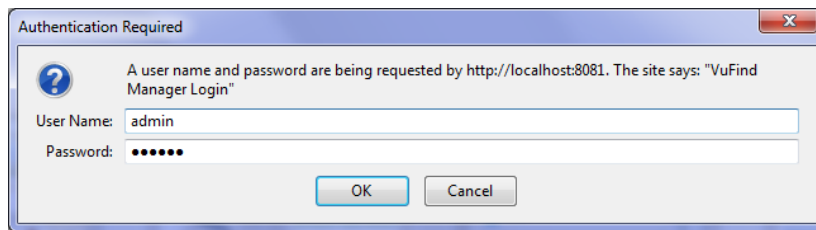
After installation and configuration you can test the VuFind Manager using your web browser:

The VuFind Manager URL will be something similar to:

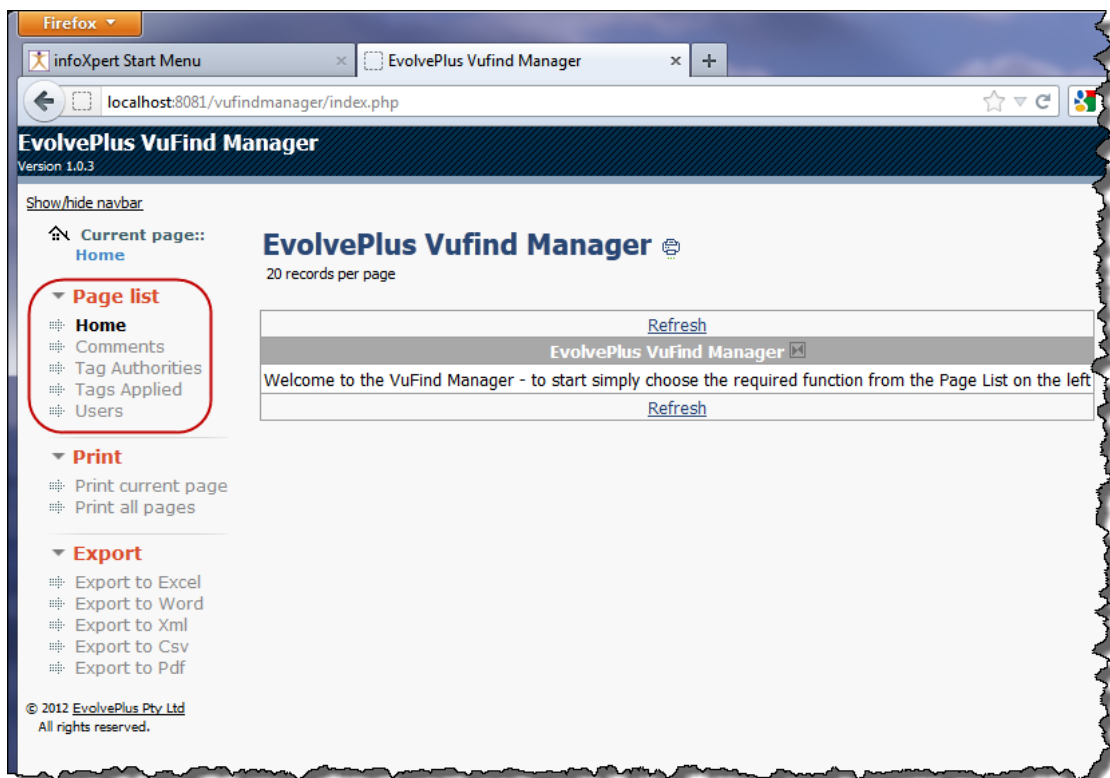
*http://localhost/vufindmanager/* (replace *localhost* with the server name)

If you have configured Apache HTTP and VuFind to use Port 8081 then the URL will be similar to *http://localhost:8081/vufindmanager/*

*Note: the default login is admin (password of admin), which should be changed prior to live rollout of the application. (It you are not prompted for a login please review your Apache Virtual Directory configuration and .htaccess file.)*



The start page (index) is then displayed after successful authentication, with the available functions for the VuFind Manager displayed on the left *navbar* under the section **Page List**:



Some view and edit features of VuFind Manager include:

1. View record in separate 'pop up' window
2. Edit record in separate 'pop up' window
3. Delete record
4. Hover over *more* link to display more data
5. Filter/search across columns (fields)
6. Sort by columns

**VuFind Comments by Users** [Advanced search](#)

20 records per page

Search for: Any field contains 5

					<a href="#">Refresh</a>	I really enjoyed this title. It was recommended to me by a friend and it certainly didn't disappoint.		
Actions	Id	User Id	Resource Id	6	Comment			
	1	ted	977		I really enjoyed this title. It was recommended to me by a friend and it ce	<a href="#">more</a>	4	2011-11-08 11:53:37
	2	ted	977		This book was a great read! It really helped me understanding what was caum	<a href="#">more</a>	4	2011-11-08 11:54:48
	3	ted	3057		I found this book a really good read! I didn't have high expectations but	<a href="#">more</a>		2011-11-09 07:46:08
	4	2018	1813		This title has been an excellent resource for the project I am researching	<a href="#">more</a>		2011-11-28 10:04:05
	5	2017	954		Great book to read - I finished the book in 2 days in my holidays. I can't	<a href="#">more</a>		2011-12-11 08:53:57
	6	2016	1705		I found this book very helpful in discuss stress disordered with my fellow	<a href="#">more</a>		2012-02-22 08:45:01
					<a href="#">Refresh</a>			



## Development References

### Application Version Revision Log

Name	Version	Reason for Change
Trevor Dykstra	1.0.0	Initial module build
Trevor Dykstra	1.0.1	Update styling of user interface Include Index.php (home page)
Trevor Dykstra	1.0.2	Add User List to application Add Password Authentication using Apache .htaccess
Trevor Dykstra	1.0.3	Change <i>Index</i> menu item to display <i>Home</i> Note: VuFind Manager will work with VuFind version 1.3 and above

### Feature 'To Do' List

The following is list of features to be investigated / completed as part of future versions of VuFind Manager.

Description	Complete
Check security of application.	
Performance Testing with database containing in excess of 10,000 comments and tags	

### Function (Page) Details

#### index.php

Home (starting) page of the application.

The initial home screen executes a SQL statement to test connectivity to the database.

```
select 'Welcome to the VuFind Manager - to start simply choose the
required function from the Page List on the left' as 'EvolvePlus VuFind
Manager' from DUAL
```

#### vufind\_comments.php

Displays the Comments added by patrons to Bibliographic records in VuFind.

#### vufind\_resource\_tags.php

Displays the Tag Authority List from VuFind.

Each time a patron adds a tag it is created/shared within the *resource\_tags* table and linked to the bibliographic record via the *tags* table.

e.g. if the same tag of 'Health services' is attached to 2 x bibliographic records it only appears once in the *resource\_tags* table.

#### vufind\_tags.php

Displays tags applied to bibliographic records by patrons.

The actual tag data is shared (and stored) in the *resource\_tags* table and linked to the bibliographic record via the *tags* table.

#### vufind\_user.php

Displays list of users that have registered with VuFind to access Social Features and/or account details. The first time a patron authenticates within the VuFind, a copy of their ILS settings (e.g. barcode/password) is captured within the *user* table.